

How to Rectify a Missing or Illegible Shipping Mark for Australian Product using Meat Messaging App

Training intended for:

U.S. Import inspection establishment documentation personnel and U.S. Import inspection personnel.

Use Case for Rectifying Missing or Illegible Shipping Marks

A rejection notice will be issued for cartons that have a missing or illegible shipping mark. If the load is uploaded into Meat Messaging with all carton barcodes attached to the consignment, you will be able to provide this document as evidence to the inspector for re-stamping.

Why it is possible to Remark Australian Cartons through Meat Messaging in the U.S.

These instructions are related to FSIS Directive 9900.5 Rev. 2 that was released on the 21st of December 2020. Section E Procedures for Correcting Shipping Marks when Using Barcodes, Part 4 / b states "A report provided by the exporters that links the barcodes to the lot identified of the foreign inspection certificate". Meat messaging provided that report by searching a single barcode and returning the full consignment list of carton barcodes. Refer to: <https://www.fsis.usda.gov/wps/wcm/connect/0955b514-551f-4373-ab17-bd72e9993f7a/9900.5.pdf?MOD=AJPERES>.

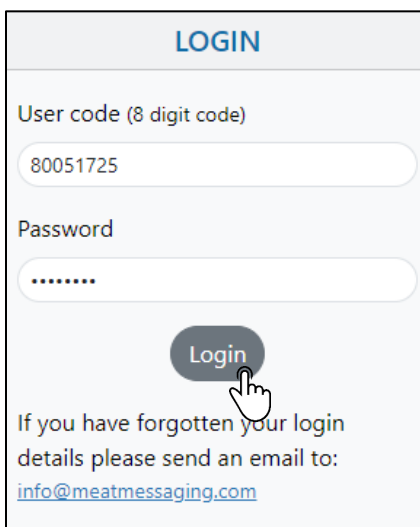
IMPORTANT: The exporting establishment must be FSIS listed to use the directive above to remark missing shipping marks. First view this full list to see if the establishment is eligible to use this protocol here: <https://meatmessaging.org/endorsed-est>

Simple PC and App Instructions for Remarking Cartons

Step 1:

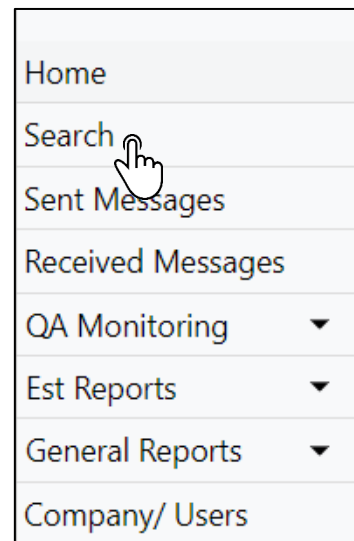
Login to Meat Messaging
<https://www.meatmessaging.org> and login with your usercode and password.

If you do not have your usercode or password, please email info@meatmessaging.com



Step 2:

On the side panel bar, click Search.



For more information go to: <https://meatmessaging.org/>
Call us on: +617 3073 9234
Email us: info@meatmessaging.com

How to Rectify a Missing or Illegible Shipping Mark for Australian Product using Meat Messaging App

Step 3:

In the search bar, enter the consignment's:

- Health/Inspection Certificate Number
- Shipping Mark
- Carton Barcode Number
- Pallet Barcode Number

NOTE: The consignment can be found using the inspection certificate number on the Refused entry notice

DEPARTMENT OF AGRICULTURE SAFETY AND INSPECTION SERVICE REFUSED ENTRY NOTIFICATION (Meat, Poultry & Egg Products)	DISTRIBUTION US Customs Applicant/Broker Importer of Record Retain for Case File	1. INSPECTION CERTIFICATE NUMBER <div>999999995</div>
		2. REFUSED ENTRY DATE 1/4/2023
Within 45 days (30 days for egg products) of the Refused Entry Date, this Product must be Removed from the United States, Converted to Animal Food, or Destroyed so that it can no longer be used for Human Food.		3. 48(HR) DAY TIME LIMIT DATE 2/18/2023
NO DIVERSION OR DIVERSION ALLOWED. PRODUCT MUST BE DISPOSED OF BY: FAILURE TO COMPLY, MAY RESULT IN SEIZURE OF THIS PRODUCT.		

Meat Messaging Search

Heath cert, Shipping Mark, Message SCCC, Carton or Pallet search (GS1 compliant meat carton barcode [GTIN] or Pallet/ Group [SSCC] barcode)

Search

Step 4:

If the shipment exists in Meat Messaging, the search will return a result containing the shipment Movement Details including:

- Message SCCC
- Message Type
- Destination
- Etc.

Last Search: 999999995

Movement Details

Message SCCC	Shipping date	Message Type	Message Status	Health Certificate	NPE	Company Reference	Shipping Mark	Destination
893487310080000351	20231218	Export	OPEN	999999995	10001221	12345	ZZZ/954524	Philadelphia - United States of America

Show Export Report

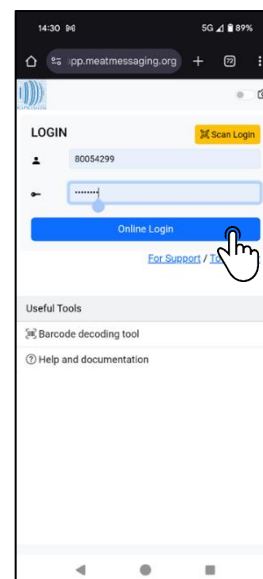
Certificates and Endorsements

Send an Advance Shipping Notice

Report an Issue with the Shipment

Step 5:

After confirming the shipment exists in Meat Messaging on the website, open the Meat Messaging Online app <https://app.meatmessaging.org> on the scanning device, and login with your usercode and password (the same credentials used in Step 1).

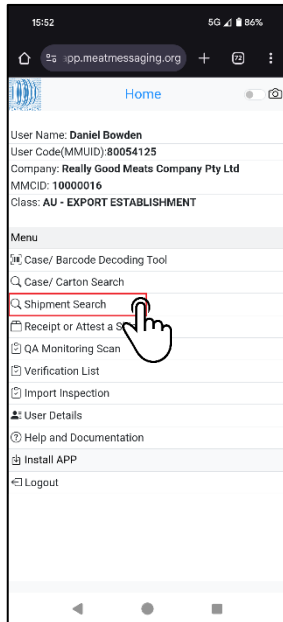


For more information go to: <https://meatmessaging.org/>
Call us on: +617 3073 9234
Email us: info@meatmessaging.com

How to Rectify a Missing or Illegible Shipping Mark for Australian Product using Meat Messaging App

Step 6:

From the home page of the app, select the Shipment Search menu option.



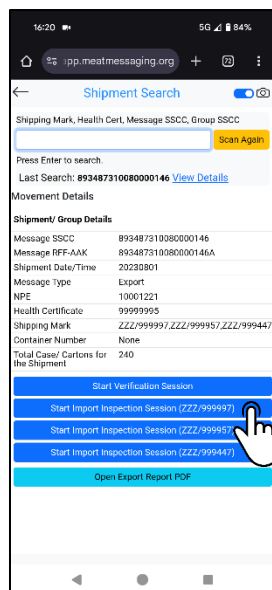
Step 7:

Input either the Health Certificate number or shipping mark for the required shipment in the search field, then press enter/ return on your keyboard.




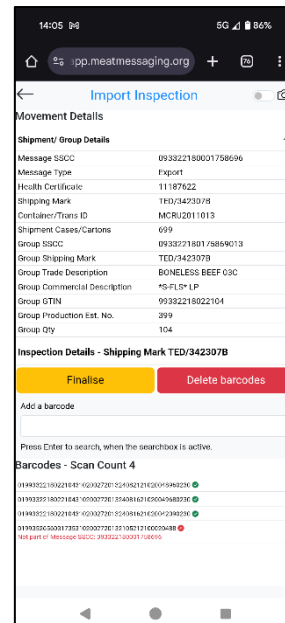
Step 8:

After verifying the movement details match the same results returned in step 4, select the Start Import Inspection Session button that corresponds to the Shipping Mark you are inspecting.



Step 9:

Walk into the chiller. Scan the barcodes of the case/cartons that have missing or illegible shipping marks using the app.

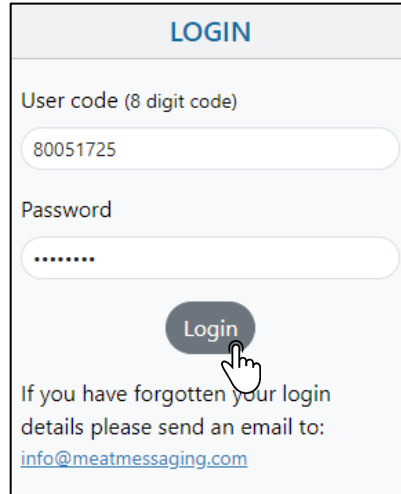


For more information go to: <https://meatmessaging.org/>
Call us on: +617 3073 9234
Email us: info@meatmessaging.com

How to Rectify a Missing or Illegible Shipping Mark for Australian Product using Meat Messaging App

Step 13:

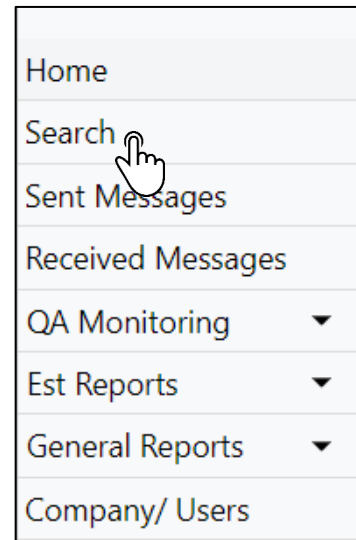
On your PC, navigate back to Meat Messaging <https://www.meatmessaging.org> and login with your usercode and password.



The login form has a title 'LOGIN' in blue. It contains two input fields: 'User code (8 digit code)' with the value '80051725' and 'Password' with masked characters '.....'. A 'Login' button is at the bottom, with a hand cursor icon pointing to it. Below the button, there is a link: 'If you have forgotten your login details please send an email to: info@meatmessaging.com'.

Step 14:

On the side panel bar, click Search.

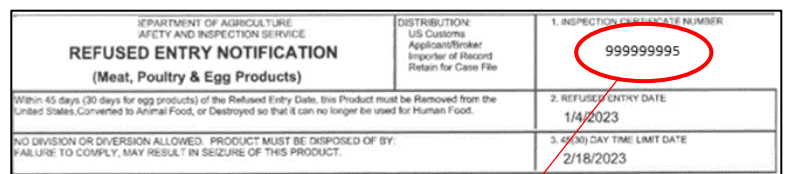


The side panel is a vertical list of menu items: 'Home', 'Search', 'Sent Messages', 'Received Messages', 'QA Monitoring', 'Est Reports', 'General Reports', and 'Company/ Users'. A hand cursor icon is pointing to the 'Search' item.

Step 15:

In the search bar, for the shipment you have just completed the Import Inspection session for, enter the:


- Health/Inspection Certificate Number
- Shipping Mark Number
- Carton Barcode Number
- Pallet Barcode Number



The form is titled 'REFUSED ENTRY NOTIFICATION (Meat, Poultry & Egg Products)'. It contains several fields: '1. INSPECTION CERTIFICATE NUMBER' with the value '999999995' circled in red, '2. REFUSED ENTRY DATE' with the value '1/4/2023', and '3. 48/50 DAY TIME LIMIT DATE' with the value '2/18/2023'. There is also a section for 'DISTRIBUTION' and a note about disposal.

Meat Messaging Search

Heath cert, Shipping Mark, Message SSCC, Carton or Pallet search (GS1 compliant meat carton barcode [GTIN] or Pallet/ Group [SSCC] barcode)



The search bar is a single-line input field with a green 'Search' button to its right. A red arrow points from the circled '999999995' in the previous form to the search bar.

Step 16:

Confirm the search results are for the correct shipment (the shipment you just completed the verification session for), then click Show Export Report.

Last Search: 999999995

Movement Details

Message SSCC	Shipping date	Message Type	Message Status	Health Certificate	NPE	Company Reference	Shipping Mark	Destination
89348731008000351	20231218	Export	OPEN	999999995	10001221	12345	ZZZ/954524	Philadelphia - United States of America

Show Export Report

Certificates and Endorsements

Send an Advance Shipping Notice

Report an Issue with the Shipment



For more information go to: <https://meatmessaging.org/>
Call us on: +617 3073 9234
Email us: info@meatmessaging.com

How to Rectify a Missing or Illegible Shipping Mark for Australian Product using Meat Messaging App

Step 17:

The All Carton Serial Number will open with the scanned barcodes marked. Once it opens, download and save it to your computer.

All Carton Serial Number Report

Group: 2, SSCC: 893487310053081806

Shipping Mark: RGM6546

RUMP

01993999999508631010002341316091921102938 - 27 Jun 2024 02:50, MMCID: 10000024, MMUID: 80051725

01993999999508631010002351316091921102939

01993999999508631010002491316091921102940

01993999999508631010002481316091921102941

01993999999508631010002471316091921102942

01993999999508631010002471316091921102943 - 27 Jun 2024 02:50, MMCID: 10000024, MMUID: 80051725

01993999999508631010002481316091921102944

01993999999508631010002451316091921102946

01993999999508631010002481316091921102947

01993999999508631010002451316091921102948 - 27 Jun 2024 02:50, MMCID: 10000024, MMUID: 80051725

01993999999508631010002481316091921102949

Step 18:

- Present the marked report to the FSIS Import Inspection Personnel as evidence that the cases that require remarking are part of the consignment for that Health Certificate as outlined in FSIS Directive 9900.5 Rev. 2. Section VII. LOT DISPOSITIONS Part E.
- FSIS IPP are to verify that the barcode for each shipping unit matches the documentation provided. The numbers after the (21) identify the unique shipping unit number.
- FSIS IPP are to permit import inspection establishment personnel to apply the shipping mark to the shipping units if the documentation links the barcode to the foreign inspection certificate.



Step 19:

Once the cartons are remarked, the product can be released into commerce.



For more information go to: <https://meatmessaging.org/>

Call us on: +617 3073 9234

Email us: info@meatmessaging.com